

CLEARED
For Open Publication

Sep 15, 2020

Department of Defense
OFFICE OF PREPUBLICATION AND SECURITY REVIEW

Controlled Unclassified Information Markings

Updated December 28, 2021

September 3, 2020

Markings are for training purposes only

OUSD(I&S)/DDI(CL&S)
Information Security

Table of Contents

<i>Process for CUI Determination</i>	<i>3</i>
<i>Marking Guidelines for Unclassified Documents Containing CUI</i>	<i>4</i>
<i>CUI Markings for Unclassified Documents</i>	<i>5</i>
<i>Marking Guidelines for Classified Documents Containing CUI</i>	<i>11</i>
<i>CUI Markings for Classified Documents</i>	<i>12</i>
<i>CUI Designation Indicator</i>	<i>15</i>
<i>Limited Dissemination Controls</i>	<i>16</i>
<i>Distribution Statements</i>	<i>17</i>
<i>Use of NOFORN Marking with CUI</i>	<i>18</i>
<i>Use of REL TO Markings with CUI</i>	<i>19</i>
<i>Cover Sheet and Label</i>	<i>20</i>
<i>Decontrol</i>	<i>21</i>
<i>CUI Registry</i>	<i>21</i>

Summary of Changes:

Page 3 - updated chart

Page 11 - updated CUI warning statement on classified documents

Page 16 - updated Limited Dissemination Controls to include RELIDO, remove Deliberative Process

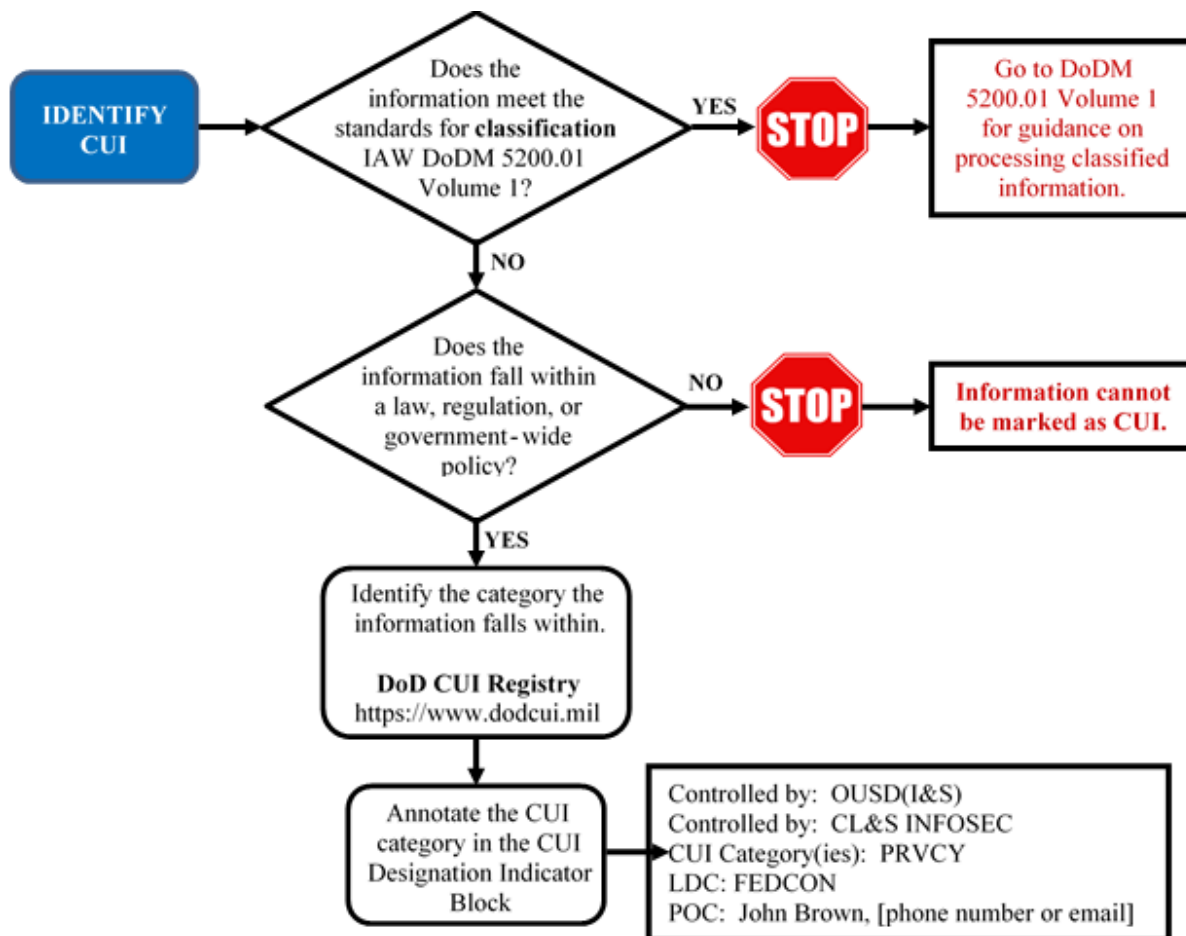
Page 17 - updated Export Warning statement with correct references

Pages 18-19 - removed requirement to place NOFORN and REL TO in the banner line

Page 21 - corrected URL for DoD CUI web page

Throughout document - changed "Minimum markings" to "Required markings"

Process for CUI Determination



Marking Guidelines for Unclassified Documents Containing CUI

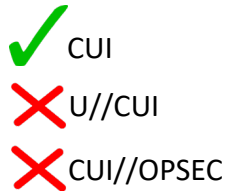
To determine if unclassified information in your document is CUI, check the information against the CUI Registry. Does it potentially fit within a broad category of CUI? Examples of some common categories would be Privacy, Legal, Budget.

At a minimum, CUI markings for unclassified documents will include:

- The acronym “CUI” at the top and bottom of each page
- The CUI designation indicator.

Do not add “UNCLASSIFIED” before “CUI.”

Do not add the CUI category to the top and bottom of the page. The category is listed in the CUI designation indicator block.



Portion markings are optional on unclassified documents. However, if annotated, they must be applied to all portions, to include subjects, titles, paragraphs, subparagraphs, bullet points, figures, charts, tables, etc. Do not apply portion markings to the CUI designation indicator.

The CUI designation indicator must be annotated on the first page or cover of all documents containing CUI.

Line 1: the name of the DoD Component (not required if identified in the letterhead or by other method)

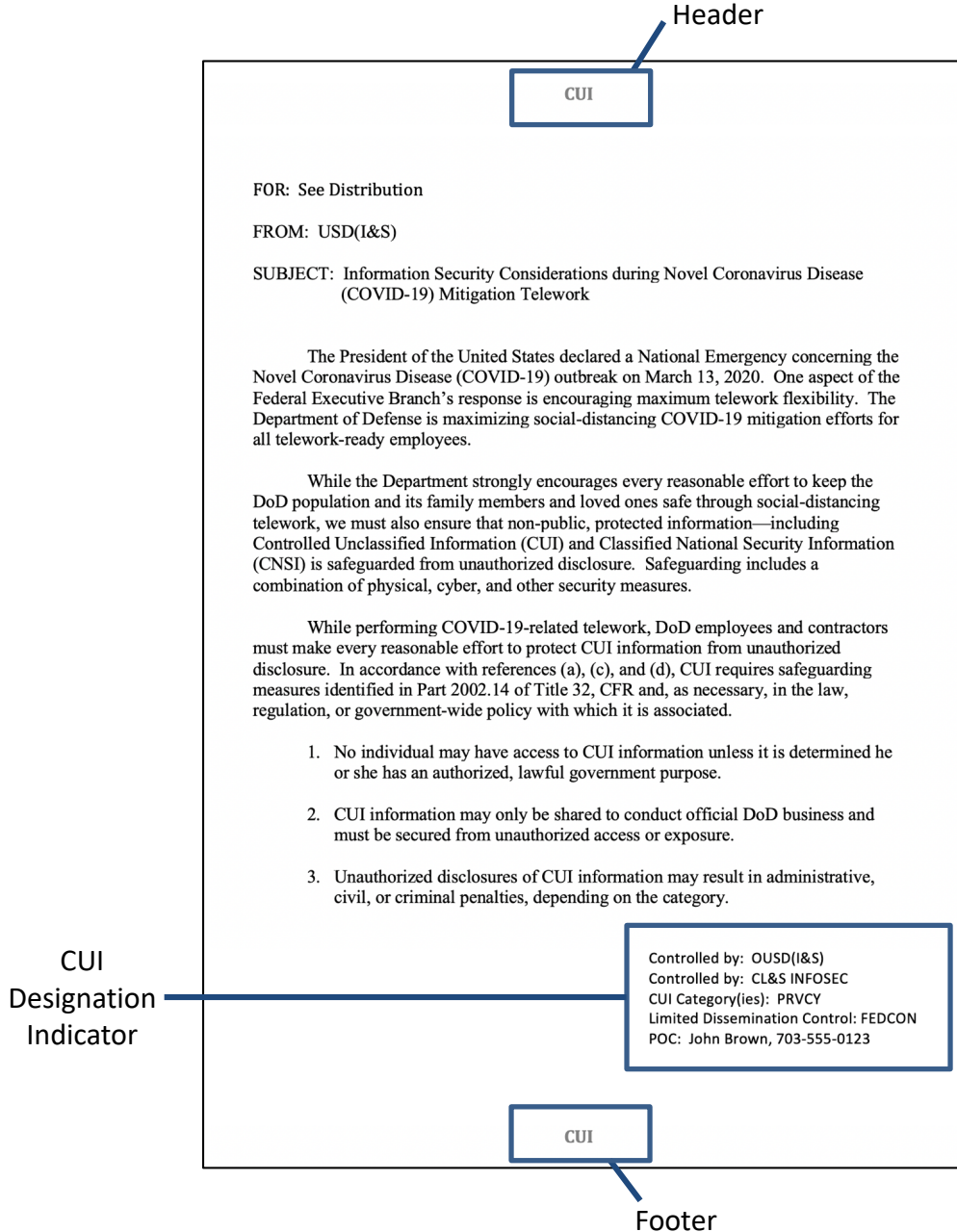
Line 2: identification of the office creating the document

Line 3: identification of the categories contained in the document

Line 4: applicable distribution statement or limited dissemination control (LDC) Line 5: name and phone number or email of POC

CUI Markings for Unclassified Documents

Example of markings on a CUI document without portion markings.



CUI Markings for Unclassified Documents

Example of markings on a CUI document with portion markings.

If all the sub-paragraphs or sub-bullet points carry the same classification as the main paragraph or bullet point, portion marking is not required for the sub-paragraphs or sub-bullet points.

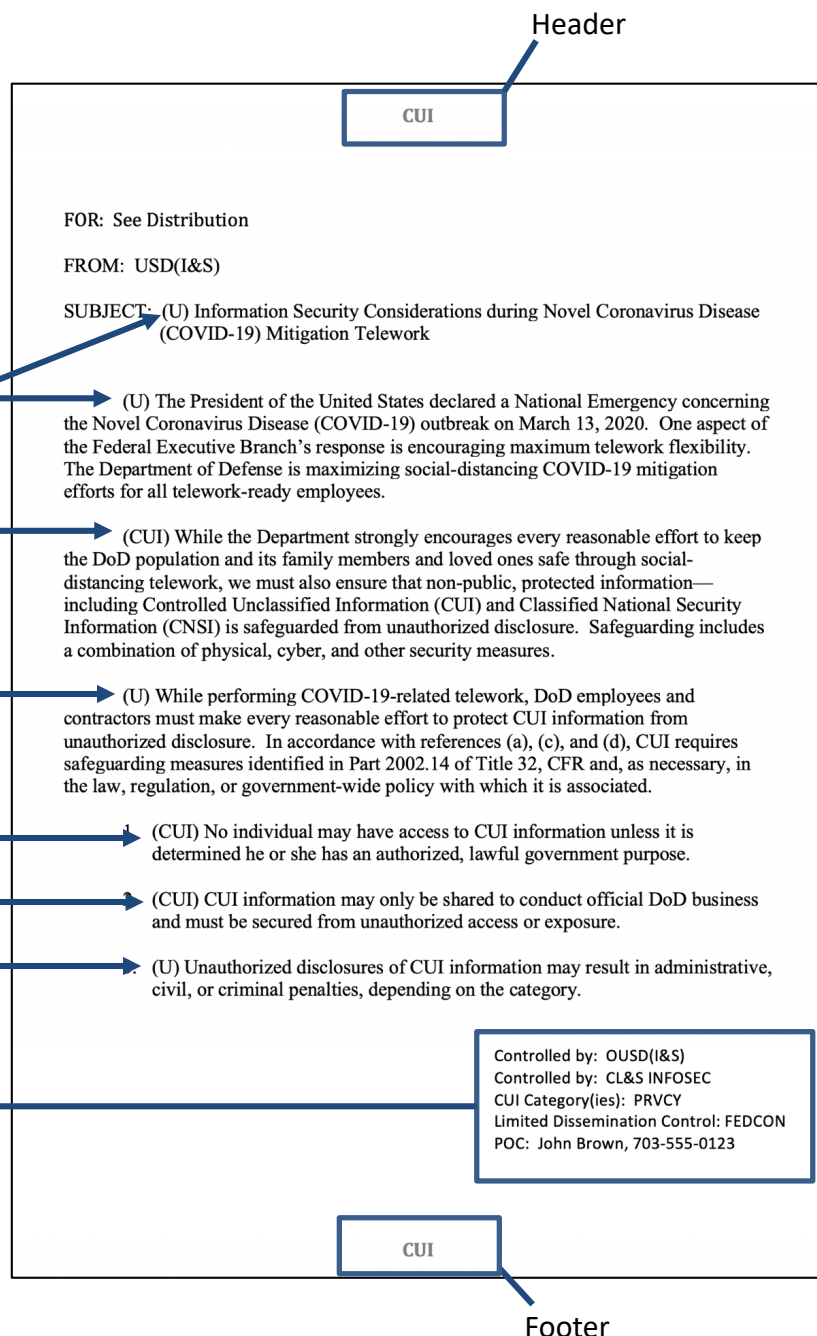
However, if any of the sub-paragraphs or sub-bullet points carry different classifications from the main paragraph or bullet point, portion marking is required for all the sub-paragraphs or sub-bullet points as demonstrated here.

Portion marks

Portions include subjects, titles, paragraphs and sub-paragraphs, bullet points and sub-bullet points, headings, pictures, graphs, charts, maps, reference list, etc.

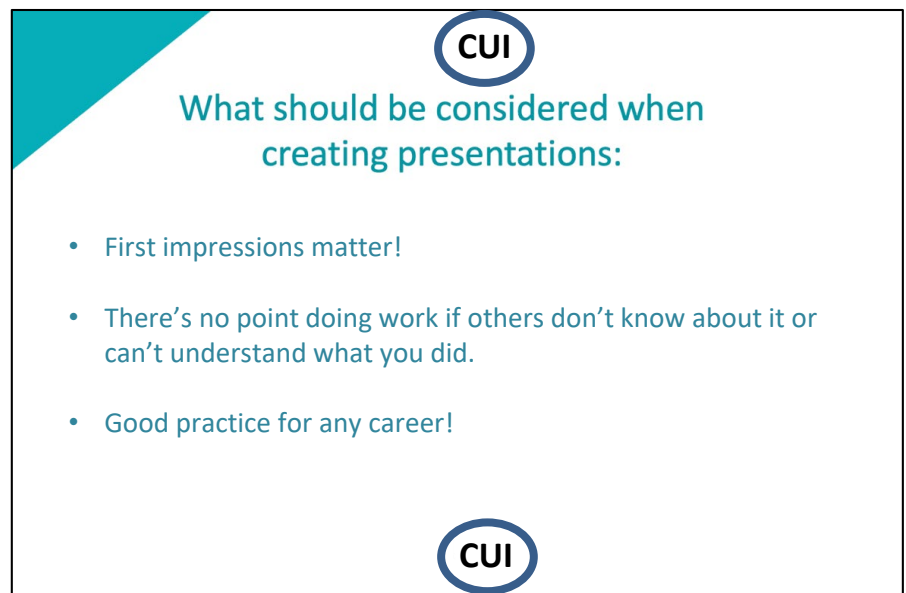
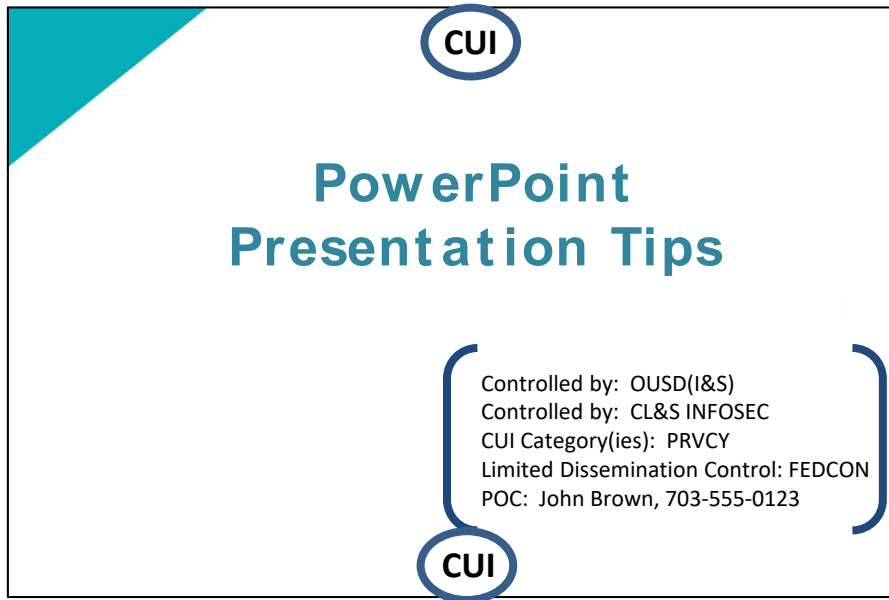
The CUI designation indicator block does not require a portion mark.

CUI
Designation
Indicator



CUI Markings for Unclassified Documents

Example of markings on a CUI slide presentation without portion markings.



CUI Markings for Unclassified Documents

Example of markings on a CUI slide presentation with portion markings.

The slide features a teal triangle in the top-left corner. At the top center is a blue circle containing the text 'CUI'. The title '(U) PowerPoint Presentation Tips' is centered, with '(U)' in a blue circle. A blue bracket on the right side of the slide groups the following text: 'Controlled by: OUSD(I&S)', 'Controlled by: CL&S INFOSEC', 'CUI Category(ies): PRVCY', 'Limited Dissemination Control: FEDCON', and 'POC: John Brown, 703-555-0123'. At the bottom center is another blue circle containing the text 'CUI'.

The slide features a teal triangle in the top-left corner. At the top center is a blue circle containing the text 'CUI'. The title 'What should be considered when creating presentations:' is centered. Below the title is a bulleted list with three items, each preceded by a blue circle containing a marking: '(U) first impressions matter!', '(CUI) There's no point doing work if others don't know about it or can't understand what you did.', and '(U) Good practice for any career!'. At the bottom center is a blue circle containing the text 'CUI'.

CUI Markings for Unclassified Documents

Required markings

From:

To...

Cc...

Subject: CUI Markings on E-mail

Tahoma 10 **B** *I* U

CUI ← **Banner line**

1. At a minimum, unclassified emails containing CUI must include a banner marking above the email text and the CUI designation indicator.

2. Portion markings are optional.

Controlled by: OUSD(I&S)
Controlled by: DDI(CL&S) INFOSEC
CUI Category: PRVCY
Distribution/Dissemination Controls: FEDCON
POC: John Brown, 703-555-0123

CUI ← **Footer**

CUI Designation Indicator

Portion markings included

From:

To...

Cc...

Subject: (U) CUI Markings on E-mail

Tahoma 10 **B** *I* U

CUI ← **Banner line**

(CUI) At a minimum, unclassified emails containing CUI must include a banner marking above the email text and the CUI designation indicator.

(U) Portion markings are optional.

Controlled by: OUSD(I&S)
Controlled by: DDI(CL&S) INFOSEC
CUI Category: PRVCY
Distribution/Dissemination Controls: FEDCON
POC: John Brown, 703-555-0123

CUI ← **Footer**

CUI Designation Indicator

Portion markings

CUI Markings for Unclassified Documents

Required markings

The screenshot shows an email composition window. The 'Subject' field contains 'CUI Markings on E-Mail'. The 'Attached' field shows 'Enclosure 1.docx (13 KB)'. Below the attachment field is a formatting toolbar with 'Tahoma' font and '10' size. The email body contains two lines of text, each preceded by a blue arrow pointing to the label 'Banner line' and 'Footer' respectively. The first line is 'CUI' followed by the text 'This email serves as a transmittal document for a CUI document. The attachment is marked as CUI and carries applicable markings.' The second line is 'CUI'.

Send [Icons] Options... HTML

From: [Field]
To... [Field]
Cc... [Field]
Subject: CUI Markings on E-Mail
Attached: Enclosure 1.docx (13 KB) X

Tahoma 10 B I U [Icons]

CUI ← **Banner line**
This email serves as a transmittal document for a CUI document. The attachment is marked as CUI and carries applicable markings.

CUI ← **Footer**

The CUI designation indicator block does not need to be placed on an unclassified e-mail that serves as a transmittal document for a CUI document. As an option, the banner and footer lines can read:
CUI (with attachment)

Portion markings included

The screenshot shows an email composition window. The 'Subject' field contains '(U) CUI Markings on E-Mail'. The 'Attached' field shows 'Enclosure 1.docx (13 KB)'. Below the attachment field is a formatting toolbar with 'Tahoma' font and '10' size. The email body contains three lines of text, each preceded by a blue arrow pointing to the label 'Banner line' and 'Footer' respectively. The first line is 'CUI' followed by the text 'This email serves as a transmittal document for a CUI document. The attachment is marked as CUI and carries applicable markings.' The second line is '(U) [This email serves as a transmittal document for a CUI document. The attachment is marked as CUI and carries applicable markings.]'. The third line is 'CUI'.

Send [Icons] Options... HTML

- Draft autosaved at: 9:14 AM

From: [Field]
To... [Field]
Cc... [Field]
Subject: (U) CUI Markings on E-Mail
Attached: Enclosure 1.docx (13 KB) X

Tahoma 10 B I U [Icons]

CUI ← **Banner line**
(U) [This email serves as a transmittal document for a CUI document. The attachment is marked as CUI and carries applicable markings.]

CUI ← **Footer**

Portion markings

Marking Guidelines for Classified Documents Containing CUI

Documents containing classified information will be marked in accordance with DoDM 5200.01, Volume 2. All documents will be portion marked, contain the overall classification, and include the classification authority block.

CUI markings in classified documents will appear in portions known to contain **only** CUI and will be marked as “(CUI).” If possible, segregate CUI from classified portions. If this is not possible, the portion marking will reflect the highest classification level in the portion.

“CUI” will not appear in the banner line.

Classified documents containing CUI will include both the CUI designation indicator and the classification authority block.

A warning statement will be placed at the bottom of the first page of multi-page documents alerting readers to the presence of CUI in a classified DoD document:

This content is classified at the [insert highest classification level of the source data] level and may contain elements of controlled unclassified information (CUI), unclassified, or information classified at a lower level than the overall classification displayed. It must be reviewed for both Classified National Security Information (CNSI) and CUI in accordance with DoDI 5230.09 prior to public release.

[Add a point of contact when needed.]

If all the sub-paragraphs or sub-bullet points carry the same classification as the main paragraph or bullet point, portion marking is not required for the sub-paragraphs or sub-bullet points.

However, if any of the sub-paragraphs or sub-bullet points carry different classifications from the main paragraph or bullet point, portion marking is required for the sub-paragraphs or sub-bullet points.

Process

Check the unclassified information in your document against the CUI Registry. Does it potentially fit within a broad category of CUI? Examples of some common categories would be Privacy, Legal, Budget.

Apply portion marks to entire document.

Add overall classification to top and bottom of the document. The overall classification is determined by the portion markings. Do not include CUI in the overall classification.

Add the classification authority block.

Add the CUI designation indicator.

CUI Markings for Classified Documents

Portion marking is mandatory on classified documents. Portions include titles, subjects, paragraphs and sub-paragraphs, bullet points, charts, etc.

"CUI" is not placed in banner line.

All portions, including the CUI portions, are marked.

Warning statement: placed on the first page of multi-page classified documents containing CUI

The categories and dissemination controls are not carried forward to the banner line.

Both the classification authority block and CUI designation indicator are placed at the bottom of the first page.

SECRET

DEPARTMENT OF DEFENSE
INTELLIGENCE AND SECURITY

UNDER SECRETARY OF DEFENSE
5000 DEFENSE PENTAGON
WASHINGTON, DC 20301-5000

MEMORANDUM FOR DIRECTOR, INFORMATION SECURITY OVERSIGHT OFFICE

SUBJECT: (U) Information Security Oversight Office Fiscal Year 2019 Report to the President

(CUI) The Information Security Oversight Office (ISOO) issued its annual report to the President on June 22, 2010. The report contains ISOO's judgements on, and analysis of, a range of information security issues. The Department of Defense (DoD) reviewed the report and I wanted to share my comments.

(S) I am proud of the Department's efforts to align itself with the Controlled Unclassified Information (CUI) Program, in accordance with Executive Order (E.O.) 13556 and 32 Code of Federal Regulations (C.F.R.) part 2002, and hope that DoD Instruction 5200.48, "Controlled Unclassified Information," is model for our interagency partners as they prepare their CUI policies. DoD is committed to continued engagement with both ISOO and our partners to facilitate UNCLASSIFIED information sharing, while also ensuring proper safeguarding. We agree that the CUI Program is new and complex, and welcome future simplification and reform efforts, particularly as our training and early implementation efforts become better informed by experience with the program.

(U) The report focuses attention on leveraging advanced technologies to mitigate "antiquated" information security practices. Specifically, ISOO notes the growing volume of digitized information. The DoD, as the largest creator and user of classified and CUI welcomes innovation and efficiency efforts and commits to assisting ISOO to identify assistive technology standards and tools to support the Classified National Security Information Program. We use the adjective "assistive" because enforcing "need to know" access requirements and preventing unauthorized disclosures currently demands trained security professionals review our records, verify applicable classification and control guidance, and make reasoned security recommendations. We view technology as an efficiency aid in the classification and declassification processes.

This content is classified at the [insert highest classification level of the source data] level and may contain elements of controlled unclassified information (CUI), unclassified, or information classified at a lower level than the overall classification displayed. It must be reviewed for both Classified National Security Information (CNSI) and CUI in accordance with DoDI 5230.09 prior to public release.

Classified By: Scott Smith, Program Analyst
Derived From: DGW Memo, dtd June 5, 2015, same subject
Declassify On: 20250605

Controlled by: DDI(CL&S)
CUI Category(ies): PRVCY
Limited Dissemination Control: FEDCON
POC: John Brown, 703-555-0123

SECRET

CUI Markings for Classified Documents

Example of markings on a classified slide presentation including CUI.

SECRET

(U) PowerPoint Presentation Tips

<p>Classified By: Scott Smith, Program Analyst Derived From: DGW Memo, dtd June 5, 2015, same subject Declassify On: 20250605</p>	<p>Controlled by: OUSD(I&S) Controlled by: CL&S INFOSEC CUI Category(ies): PRVCY Limited Dissemination Control: FEDCON POC: John Brown, 703-555-0123</p>
-----------------------------------------------------------------------------------------------------------------------------------------------	----------------------------------------------------------------------------------------------------------------------------------------------------------------------------------

SECRET

CUI

What should be considered when creating presentations:

- **(U)** First impressions matter!
- **(CUI)** There's no point doing work if others don't know about it or can't understand what you did.
- **(U)** Good practice for any career!

CUI

CUI Markings for Classified Documents

Send [Icons] Options... HTML

- Draft autosaved at: 10:36 AM

From: [Redacted]
To: [Redacted]
Cc: [Redacted]
Subject: (U) Fascinating Facts About CUI
Attached: TAB B_CUI POaM.pdf (80 KB) x

Calibri 8 B I U [Icons]

SECRET

1. (S) CUI is fun.
2. (U) Markings are easy.

This content is classified at the SECRET level and may contain elements of controlled unclassified information (CUI), unclassified, or information classified at a lower level than the overall classification displayed. This content shall not be used as a source of derivative classification; refer instead to the applicable classification guide. This email and attachment must be reviewed for both Classified National Security Information (CNSI) and CUI in accordance with DoDI 5230.09 prior to public release.

Classified By: Scott Smith, Program Analyst
Derived From: DGW Memo, dtd June 5, 2015, same subject
POC: John Brown, 703-555-0123
Declassify On: 20250605

Controlled by: CL&S INFOSEC
CUI Category(ies): PRVCY
Limited Dissemination Control: FEDCON
POC: John Brown, 703-555-0123

SECRET

Step 1 points to the subject line.
Step 2 points to the 'SECRET' classification at the top and bottom.
Step 3 points to the CUI warning statement.
Step 4 points to the classification authority block.
Step 5 points to the CUI designation indicator.

Step 1: Apply portion marks.

Step 2: Add overall classification to top and bottom of the document. The overall classification is determined by the portion markings. Do not include CUI in the overall classification.

Step 3: Add CUI warning statement.

Step 4: Add the classification authority block.

Step 5: Add the CUI designation indicator.

CUI Designation Indicator

The CUI designation indicator must be readily apparent and shall appear only on the first page or cover. It is placed at the bottom right side of all documents containing CUI, including classified documents.

The CUI designation indicator is comparable to the classification authority block used for classified documents. However, it is not carried over from a source document to a newly created document. The CUI designation indicator will be individualized for each document containing CUI.

Controlled by: *insert the name of the DoD component if not otherwise identified in the letterhead*

Controlled by: *insert the name of the office creating the document and making the CUI determination*

CUI Category: *identify all types of CUI contained in the document*

Distribution/Limited Dissemination Control: *insert applicable distribution statement or LDC*

POC: *include the name and phone number or office mailbox for the originating DoD component or authorized CUI holder*

Controlled by: OUSD(I&S)

Controlled by: CL&S INFOSEC

CUI Category(ies): NNPI

Limited Dissemination Control: NOFORN

POC: John Brown, 703-555-0123

Controlled by: OUSD(I&S)

Controlled by: CL&S INFOSEC

CUI Category(ies): PRVCY, OPSEC

LDC: FEDCON

POC: John Brown, 703-555-0123

Controlled by: OUSD(I&S)

Controlled by: CL&S INFOSEC

CUI Category(ies): PRVCY, OPSEC

Distribution Statement: C

POC: John Brown, 703-555-0123

Note: The distribution statement will be spelled out in full on the first page of the document as well as being annotated in the designation indicator block.

Limited Dissemination Controls

LDCs are CUI executive agent-approved controls agencies may use to limit or specify CUI dissemination, but cannot be used to unnecessarily restrict CUI access. Access to CUI should be encouraged and permitted to the extent that access or determination:

- Abides by the laws, regulations, or Government-wide policies that established the information as CUI.
- Furthers a lawful government purpose.
- Is not restricted by an authorized limited dissemination control established by the CUI executive agent.
- Is not otherwise prohibited by law.

Agencies may place limits on disseminating CUI for a lawful government purpose only using the dissemination controls listed in Table 2 of DoDI 5200.48 or methods authorized by a specific law, regulation, or government-wide policy.

CUI Limited Dissemination Controls

Control	Marking	Description
Federal Employees Only	FED ONLY	Dissemination authorized only to employees of the U.S. Government executive branch agencies or armed forces personnel of the U.S. or Active Guard and Reserve.
Federal Employees and Contractors Only	FEDCON	Includes individuals or employees who enter into a contract with the U.S. to perform a specific job, supply labor and materials, or for the sale of products and services, so long as dissemination is in furtherance of the contractual purpose.
No Dissemination to Contractors	NOCON	Intended for use when dissemination is not permitted to federal contractors, but permits dissemination to state, local, or tribal employees.
Dissemination List Controlled *	DL ONLY	Dissemination authorized only to those individuals, organizations, or entities included on an accompanying dissemination list.
Releasable by Information Disclosure Official	RELIDO	A permissive foreign disclosure and release marking used to indicate that the originator has authorized a Senior Foreign Disclosure and Release Authority (SFDRA) to make further sharing decisions for uncaveated intelligence material (intelligence with no restrictive dissemination controls) in accordance with existing procedures, guidelines, and implementation guidance. Note: Only agencies that are eligible to use RELIDO in the intelligence community (IC) classified information context may use this LDCM on CUI. It is defined and applied in the same manner as in the IC context.
No Foreign Dissemination	NOFORN	Information may not be disseminated in any form to foreign governments, foreign nationals, foreign or international organizations, or non-U.S. citizens.
Authorized for Release to Certain Foreign Nationals Only	REL TO USA, [LIST]	Information has been predetermined by the designating agency to be releasable only to the foreign country(ies) or international organization(s) indicated, through established foreign disclosure procedures and channels. It is NOFORN to all foreign countries/international organizations not indicated in the REL TO marking. See list of approved country codes.
Display Only	DISPLAY ONLY	Information is authorized for disclosure to a foreign recipient, but without providing them a physical copy for retention to the foreign country(ies) or international organization(s) indicated, through established foreign disclosure procedures and channels.
Attorney Client	ATTORNEY-CLIENT	Dissemination of information beyond the attorney, the attorney's agents, or the client is prohibited, unless the agency's executive decision makers decide to disclose the information outside the bounds of its protection.
Attorney Work Product	ATTORNEY-WP	Dissemination of information beyond the attorney, the attorney's agents, or the client is prohibited, unless specifically permitted by the overseeing attorney who originated the work product or their successor.

* DL ONLY is used when you have a specific organization or list of individuals authorized to receive the document and none of the other LDCs apply. The list must be on or attached to the document, or a link to the list annotated on the document.

Updated December 28, 2021

Distribution Statements

Distribution statements will be used with:

- CUI export controlled information
- Other scientific, technical, and engineering information
- Controlled technical information

Export controlled information must also be marked with an export control warning as directed in DoDI 5230.24, DoDD 5230.25, and Part 250 of Title 32, CFR.

WARNING - This document contains technical data whose export is restricted by the Arms Export Control Act (Title 22, U.S.C., Sec 2751, et seq.) or the Export Control Reform Act of 2018 (Title 50, U.S.C., Chapter 58, Sec. 4801-4852). Violations of these export laws are subject to severe criminal penalties. Disseminate in accordance with provisions of DoD Directive 5230.25.

The distribution statement will be reflected in the CUI designation indicator and will be annotated in full on the first page or cover of the document.

Controlled by: OUSD(I&S)/DDI(CL&S)
CUI Category: CTI
Distribution Statement B
POC: James Smith, 703-555-0123

Distribution Statements
Distribution Statement A: Approved for public release. Distribution is unlimited. *
Distribution Statement B: Distribution authorized to U.S. Government agencies only [fill in reason and date of determination]. Other requests for this document shall be referred to [insert controlling DoD office].
Distribution Statement C: Distribution authorized to U.S. Government agencies and their contractors [fill in reason and date of determination]. Other requests for this document shall be referred to [insert controlling DoD office].
Distribution Statement D: Distribution authorized to Department of Defense and U.S. DoD contractors only [insert reason and date of determination]. Other requests for this document shall be referred to [insert controlling DoD office].
Distribution Statement E: Distribution authorized to DoD Components only [fill in reason and date of determination]. Other requests shall be referred to [insert controlling DoD office].
Distribution Statement F: Further dissemination only as directed by [insert controlling DoD office and date of determination] or higher DoD authority.

* *Distribution Statement A is not to be used on documents containing CUI*

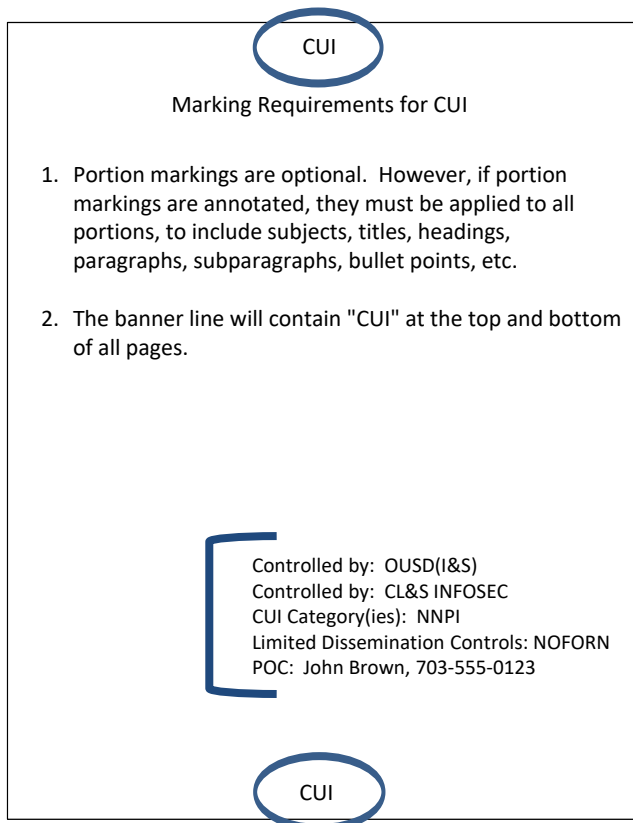
Use of NOFORN Marking with CUI

Not Releasable to Foreign Nationals (NOFORN) is an explicit foreign release marking used to indicate intelligence information that may not be released in any form to foreign governments, foreign nationals, foreign organizations, or non-U.S. citizens. It can also be applied to controlled unclassified intelligence information properly characterized as CUI.

DoD exceptions to use of NOFORN. DoD allows the following types of non-intelligence information (classified and unclassified) to be marked as NOFORN:

- Naval Nuclear Propulsion Information (NNPI).
- Unclassified Controlled Nuclear Information (UCNI).
- National Disclosure Policy (NDP-1).
- Cover and cover support information.

Required markings



Use of REL TO Markings with CUI

Authorized For Release To (REL TO) markings:

- An explicit foreign disclosure and release marking to indicate the information has been predetermined by the originator to be releasable to foreign countries or international organizations through established foreign disclosure procedures and channels. Consult your Foreign Disclosure Office for specifics on CUI.
- Can only be applied, when warranted and consistent with relevant law, regulation, government-wide policy, or DoD policy, to information properly categorized as CUI with an export control or licensing requirement with a foreign disclosure agreement in place.
- Export-controlled CUI transfers to foreign persons must be in accordance with the Arms Export Control Act, International Traffic in Arms Regulations, Export Control Reform Act, Export Control Reform Act of 2018, and DoDI 2040.02. In accordance with DoDDs 5230.11 and 5230.20, a positive foreign disclosure decision must be made before CUI is released to a foreign entity.
- DoD operational CUI not related to intelligence may be marked as REL TO.

Required markings

CUI

Marking Requirements for CUI

1. Portion markings are optional. However, if portion markings are annotated, they must be applied to all portions, to include subjects, titles, headings, paragraphs, subparagraphs, bullet points, etc.
2. The banner line will contain "CUI" at the top and bottom of all pages.

Controlled by: OUSD(I&S)
Controlled by: CL&S INFOSEC
CUI Category(ies): NNPI
LDC: REL TO USA, FVEY
POC: John Brown, 703-555-0123

CUI

Cover Sheet and Label



The image shows the front of a purple CUI cover sheet. At the top, the letters 'CUI' are printed in large white font, followed by the word 'ATTENTION' in a smaller white font. Below this is a large white rectangular area for handwritten information. At the bottom of this area, there is a small black box containing the text: 'Controlled by: Name of Office', 'CUI Category: List Category(ies)', 'LDC or Distribution Statement:', and 'POC: 703-555-0123'. Below the white area, the word 'ATTENTION' is printed in white, followed by several lines of white text regarding handling, storage, reproduction, and dissemination of the information. At the bottom of the sheet, the letters 'CUI' are printed in large white font.

CUI

ATTENTION

Use this space to indicate categories, limited dissemination controls, special instructions, points of contact, etc., if needed.

Controlled by: Name of Office
CUI Category: List Category(ies)
LDC or Distribution Statement:
POC: 703-555-0123

ATTENTION

All individuals handling this information are required to protect it from unauthorized disclosure.

Handling, storage, reproduction, and disposition of the attached document(s) must be in accordance with 32 CFR Part 2002 and applicable agency policy.

Access to and dissemination of Controlled Unclassified Information shall be allowed as necessary and permissible to any individual(s), organization(s), or grouping(s) of users, provided such access or dissemination is consistent with or in furtherance of a Lawful Government Purpose and in a manner consistent with applicable law, regulations, and Government-wide policies.

CUI

SF 901, CUI Cover Sheet



The image shows a purple CUI label. At the top, it says 'This medium is' followed by 'CUI' in large white font. Below that, it says 'U.S. Government Property'. At the bottom, it says 'Protect it from unauthorized disclosure in compliance with applicable executive orders, statutes, and regulations.' On the right side, there is a vertical white text 'SF 902 (11-18)'.

This medium is

CUI

U.S. Government Property

Protect it from unauthorized disclosure in compliance with applicable executive orders, statutes, and regulations.

SF 902 (11-18)

SF 902, CUI Label

Decontrol

There are no timelines to decontrol CUI unless specifically required in a law, regulation, or government-wide policy.

Decontrol will occur when the CUI no longer requires safeguarding.

Agencies must decontrol CUI, unless doing so conflicts with the related law, regulation, or government-wide policy.

Decontrolling CUI through the public release process relieves authorized holders from requirements.

CUI Registry

The DoD CUI Registry:

- Provides an official list of the Indexes and Categories used to identify the various types of CUI used in DoD.
- Mirrors the National CUI Registry www.archives.gov/cui
- The registry is located on the NIPRNet Intelink Sharepoint site at:
<https://intelshare.intelink.gov/sites/ousdi/hcis/sec/icdirect/information/CUI/Forms/AllItems.aspx>.
- The DoD CUI Registry will be located at <https://www.dodcui.mil>